

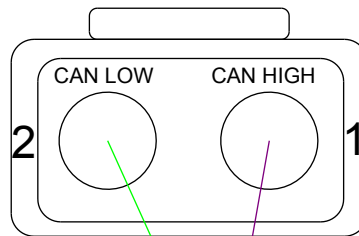
**EDGE PERFORMANCE  
EP917/918Ti**

**CAN DATA CONNECTION  
INSTRUCTIONS**

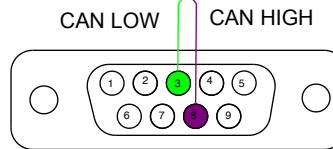
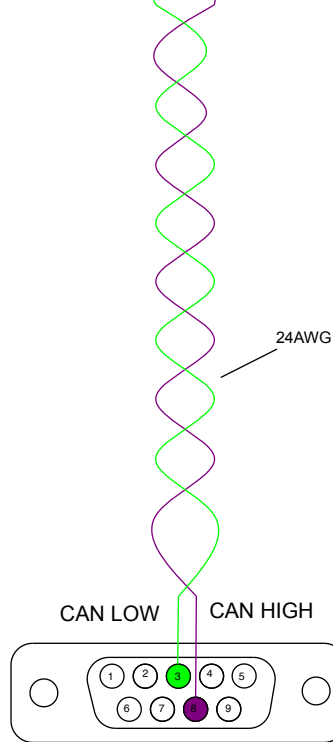
CONNECTOR = Amphenol ATM04-2P-SR01BL

INSERT = WM-2P

TERMINALS = AT60-202-20141



**\*PLEASE NOTE\***  
IF YOU ARE IN ANY DOUBT ON THESE CONNECTIONS  
PLEASE CONTACT YOUR LOCAL DEALER  
FOR ADVICE BEFORE CONTINUING



DB9 CONNECTOR REAR VIEW

**EP CAN CONVERTER**