









EP918TI CHASSIS CONNECTIONS PARTS LIST

BAG 1 - MAIN CHASSIS CONNECTION				
MFR:	PART NUMBER	DESCRIPTION	QUANTITY	IMAGE
AMPHENOL	AHDP06-24-21SR-SRA	MAIN CONNECTOR	1	
AMPHENOL	AT62-203-12141	LARGE TERMINALS	4	
AMPHENOL	AT62-201-16141	SMALL TERMINALS	17	
AMPHENOL	AT11-337-1205	LARGE TERMINAL INSERT/REMOVE TOOL	1	
AMPHENOL	AT11-310-1605	SMALL TERMINAL INSERT/REMOVE TOOL		

BAG 2 - FUEL PUMPS CONNECTOR				
MFR:	PART NUMBER	DESCRIPTION	QUANTITY	IMAGE
AMPHENOL	AT04-4P-BLK	MAIN CONNECTOR	1	
AMPHENOL	AT60-202-16141	TERMINALS	4	
AMPHENOL	AW4P	LOCK INSERT	1	

BAG 3 - CAN DATA CONNECTIONS				
MFR:	PART NUMBER	DESCRIPTION	QUANTITY	IMAGE
AMPHENOL	ATM04-2P-SR01BL	MAIN CONNECTOR	1	
AMPHENOL	AT60-202-20141	TERMINALS	2	
AMPHENOL	AWM-2P	LOCK INSERT	1	
TE CONNECTIVITY	205203-3	D-SUB 9P CONNECTOR	1	
TE CONNECTIVITY	66504-9	TERMINALS	6	
TE CONNECTIVITY	1991253-9	D-SUB BACKSHELL	1	

BAG 4 - EGT CONNECTIONS				
MFR:	PART NUMBER	DESCRIPTION	QUANTITY	IMAGE
RS PRO	455-9764	MINI THERMOCOUPLE CONNECTOR	4	